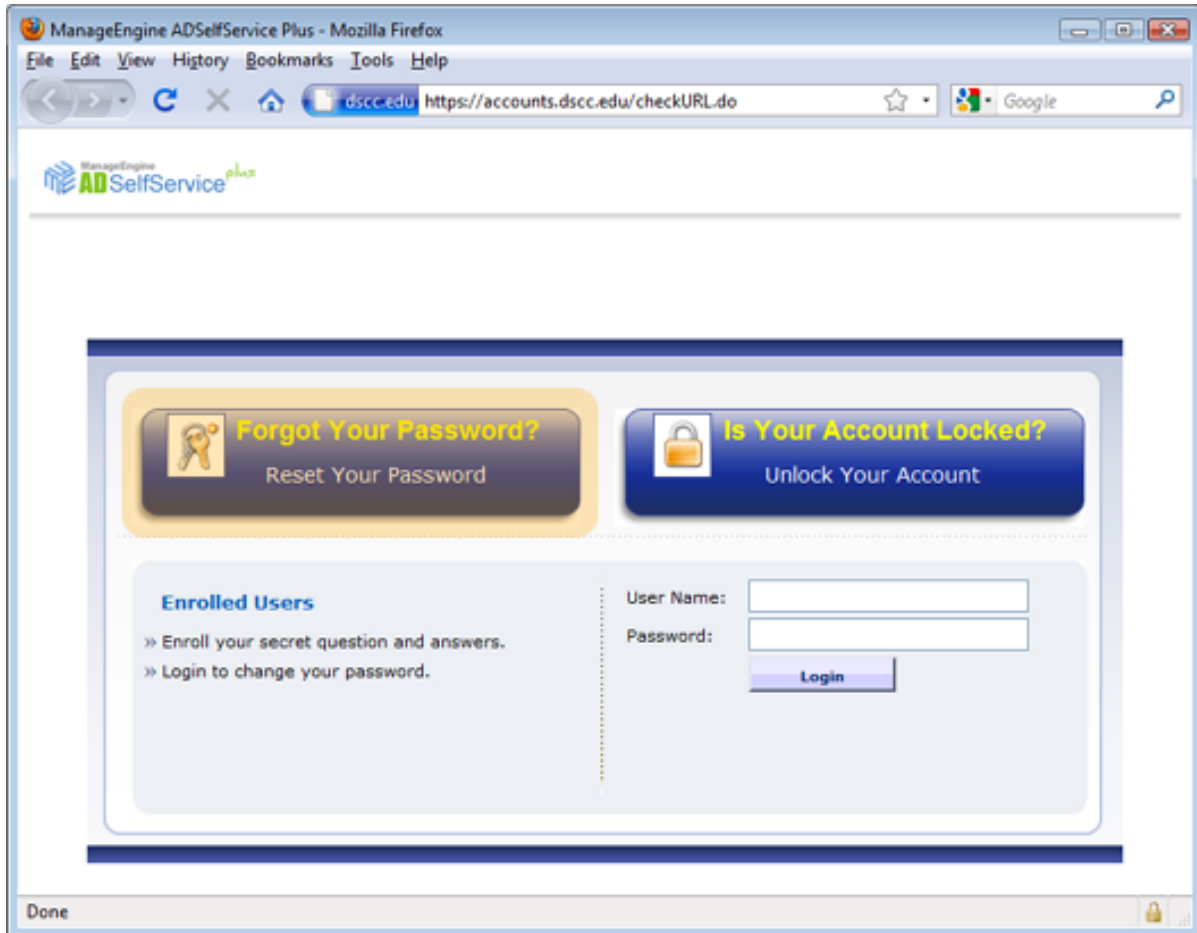
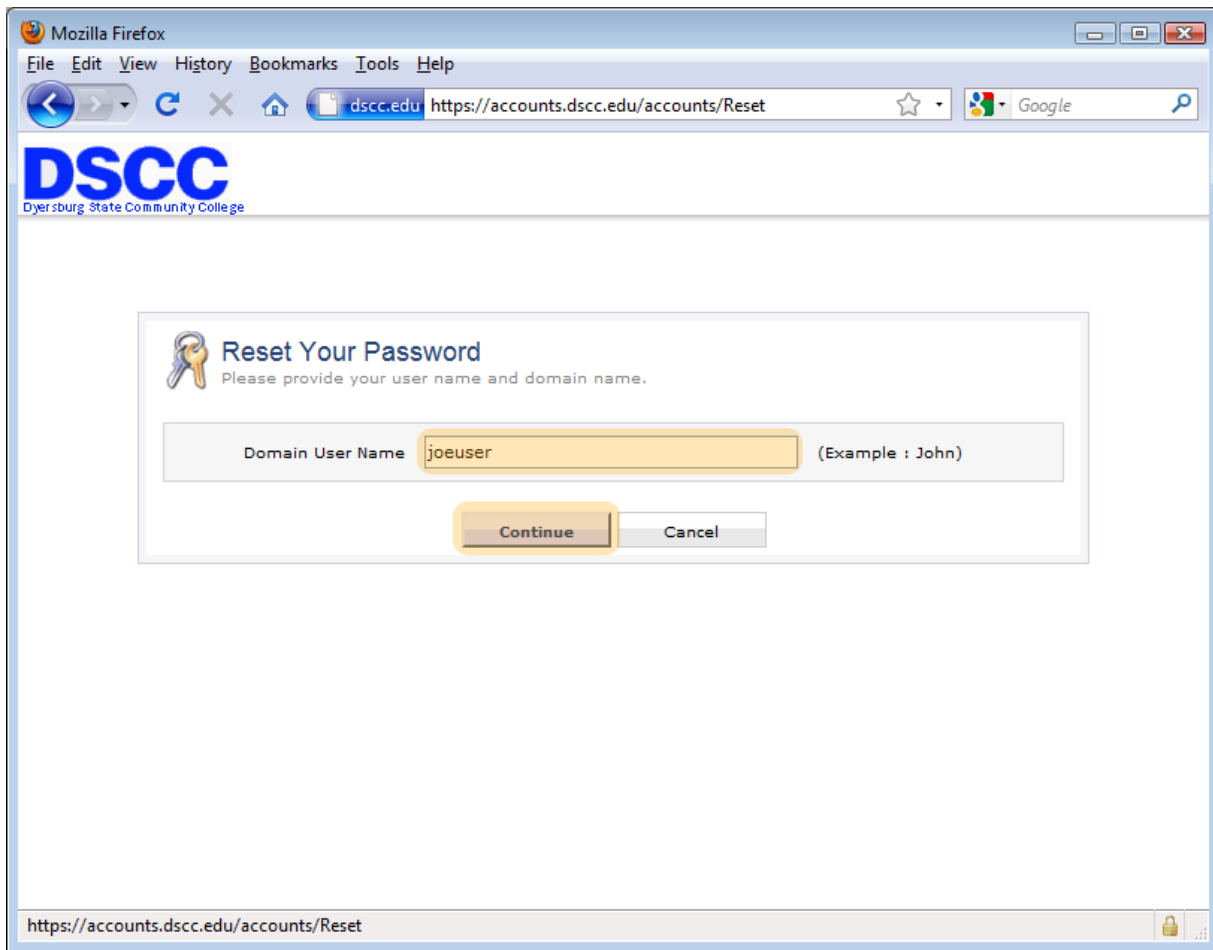


To reset password

1. Go to <https://accounts.dsc.edu>
2. Click the 'forgot your password?' button.



3. Input username and click 'continue'



The screenshot shows a Mozilla Firefox browser window with the address bar displaying `https://accounts.dsc.edu/accounts/Reset`. The page features the DSCC logo (Dyersburg State Community College) and a "Reset Your Password" form. The form includes a key icon, the title "Reset Your Password", and the instruction "Please provide your user name and domain name." Below this is a text input field labeled "Domain User Name" containing the text "joeuser", with an example "(Example : John)" to its right. At the bottom of the form are two buttons: "Continue" and "Cancel". The browser's status bar at the bottom shows the URL `https://accounts.dsc.edu/accounts/Reset` and a lock icon.

4. Answer the questions presented to you on screen.

ManageEngine - ADSelfService Plus - Mozilla Firefox

File Edit View History Bookmarks Tools Help

dsc.edu https://accounts.dsc.edu/accounts/ValidateUser

DSCC
Dyersburg State Community College

Security Questions

Please answer the following question as per your enrollment profile to reset your password.

What is your father's middle name ?

Enter the last 4 digits of your Social Security number:

Please enter your date of birth (MMDDYYYY):

Word Verification Type the characters you see in the picture below.

f63b35

Letters are not case-sensitive

Done

5. Enter the letters and numbers you see into the text box below it, then click continue.



6. Enter your new password, along with password confirmation, following the Domain Password Policy Requirements

ManageEngine - ADSelfService Plus - Mozilla Firefox

File Edit View History Bookmarks Tools Help

dsc.edu https://accounts.dsc.edu/accounts/ValidateAnsv

DSCC
Dyersburg State Community College

Reset Password

Please enter a new password in the boxes below:

Domain Password Policy Requirements

- ✓ Minimum Password Age : 0
- ✓ Maximum Password Age : 120
- ✓ Minimum Password Length : 6
- ✓ Password History : 3
- ✓ Password Complexity : Enabled


Reset Password

Password :

Confirm Password :

Word Verification

Type the characters you see in the picture below.



Letters are not case-sensitive

Done

7. Enter the letters and numbers in to the text box below, and click 'Reset Password'.

The screenshot shows a Mozilla Firefox browser window titled "ManageEngine - ADSelfService Plus - Mozilla Firefox". The address bar displays "dsc.edu" and the URL "https://accounts.dsc.edu/accounts/ValidateAnsv". The page header features the "DSCC" logo and the text "Dyersburg State Community College".

The main content area is titled "Reset Password" with a checkmark icon and the instruction "Please enter a new password in the boxes below:". Below this is a section for "Domain Password Policy Requirements" with the following items:

- ✓ Minimum Password Age : 0
- ✓ Maximum Password Age : 120
- ✓ Minimum Password Length : 6
- ✓ Password History : 3
- ✓ Password Complexity : Enabled

The "Reset Password" section contains two input fields: "Password : [masked]" and "Confirm Password : [masked]".

The "Word Verification" section includes the instruction "Type the characters you see in the picture below." and a yellow box containing the characters "737ed5". Below the box is an input field containing "737ed5" and the text "Letters are not case-sensitive".

At the bottom of the form are two buttons: "Reset Password" and "Cancel". The browser's status bar at the bottom left shows "Done" and a lock icon on the right.

8. If you reach the screen below, congratulations, your password has been successfully reset.

